







Map 6.1: Inventoried Wetlands & SWWD Classified Wetlands



-  SWWD Jurisdictional Boundary
-  Member Cities
-  National Wetland Inventory
-  Manage I
-  Manage II
-  Protect